

Feast Watson Liming White

AU_DW02128

Part A	917 94668
---------------	-----------

Description

Feast Watson LIMING WHITE is an oil based, interior liming stain which gives a soft, milky white effect to timber. LIMING WHITE can be used neat to give a light, white finish or tinted using Feast Watson PROOFTINT to achieve a variety of pastel colour tones. LIMING WHITE is a semi-transparent stain that allows the grain pattern of timber to remain visible. One coat gives a subtle, pale colour; multiple coats will build the opacity and whiteness. LIMING WHITE can be applied to all interior timber objects including interior floors, furniture, doors, panelling, architraves, tables, chairs, and picture frames.

Features

- Oil based interior liming stain
- Use neat or tinted with Proofint
- Semi transparent

Benefits

- Gives a soft, milky white effect
- Versatile colour range
- Allows the grain pattern of timber to remain visible

Uses

On all interior timber objects including interior floors, furniture, doors, panelling, architraves, tables, chairs, and picture frames.




Precautions And Limitations

Drying times are given at 25°C and 50% relative humidity. Lower temperatures or higher humidity can lead to extended drying times. Do not apply in temperatures under 10°C or above 35°C.

Being oil based, the coating can yellow over time.

Performance Guide

Weather	For interior use only	Salt	Unaffected by splash or spillage
Heat Resistance	Up to 100C. Premature yellowing and embrittlement will occur if subjected to continuous heat.	Water	Moderate water resistance.
Solvent	Resists mineral turpentine and similar solvents once dry.	Abrasion	Moderate resistance to abrasion.

Typical Properties																											
Thinner	Mineral turpentine	Colour	White																								
Number Of Coats	1+	Toxicity	Lead free. Dry film is non-toxic and conforms to AS1647,																								
V.O.C. Level	< 530g/L																										
Clean Up	 Thinner																										
Clean Up Description	Mineral turpentine To avoid spontaneous combustion of contaminated application cloths, soak application cloths in water or immediately spread used application cloths flat in a cool, well ventilated area to dry completely before disposal. Do not scrunch up or place cloths on top of each other.																										
Application Method	 Brush  Pad																										
Application Conditions	<table> <tr> <td>Solids By Volume</td><td>27</td><td></td><td></td></tr> <tr> <td></td><td>Min</td><td>Max</td><td>Recommended</td></tr> <tr> <td>Wet Film Per Coat (microns)</td><td></td><td></td><td></td></tr> <tr> <td>Dry Film Per Coat (microns)</td><td></td><td></td><td></td></tr> <tr> <td>Recoat Time (min)</td><td>8 hours</td><td></td><td></td></tr> <tr> <td>Theoretical Spread Rate (m²/L)</td><td></td><td>18</td><td>18</td></tr> </table>			Solids By Volume	27				Min	Max	Recommended	Wet Film Per Coat (microns)				Dry Film Per Coat (microns)				Recoat Time (min)	8 hours			Theoretical Spread Rate (m²/L)		18	18
Solids By Volume	27																										
	Min	Max	Recommended																								
Wet Film Per Coat (microns)																											
Dry Film Per Coat (microns)																											
Recoat Time (min)	8 hours																										
Theoretical Spread Rate (m²/L)		18	18																								
Typical Properties Notes	<p>DRYING TIME Drying times are given at 25°C and 50% relative humidity. Lower temperatures or higher humidity can lead to extended drying times. Recoat: 8 hours Dry: 24 hours</p> <p>COVERAGE Approximately 12-18m² per litre, depending on porosity of timber.</p>																										

Application Guide	
Surface Preparation	<ul style="list-style-type: none"> New Timber Sand to a smooth surface and remove all sanding dust before coating. To achieve a super-smooth finish or if the timber grain is open or coarse, apply a coat of Feast Watson SANDING SEALER and sand back as per the directions. Seal soft porous timbers, such as Pine, Meranti and Cedar with Feast Watson TIMBER PRIMER to ensure even absorption into the timber. Previously Coated Timber Previously coated surfaces need to be sanded back to bare timber. Remove all sanding dust before staining.
Application Procedure And Equipment	<ul style="list-style-type: none"> Stir LIMING WHITE thoroughly before and during use with a flat blade stirrer, being careful not to introduce bubbles. If using more than one can of the same colour to complete a job, combine both cans and stir thoroughly. Test colour on an off-cut or inconspicuous area prior to staining the whole job to ensure satisfaction with colour choice. Note that the dwell time before wiping excess, and the finishing clear coat will impact the final colour. Apply with a brush or Feast Watson FLOOR FINISH APPLICATOR in the direction of the grain. Wipe off excess with a soft, clean cloth after a period of time determined by the desired colour intensity (1-5 minutes). Allow to dry for 8 hours. Evaluate the colour: stronger colour can be developed with further coats of LIMING WHITE. Continue applying coats by the above procedure until the desired colour is achieved. When satisfied with the colour, a protective top coat is required. Note that oil based top coats may cause the surface to yellow over time. Top Coating LIMING WHITE must be dry before applying a top coat. For interior floors, apply Feast Watson FLOORSEAL OIL or Feast Watson FLOORCLEAR as per the label instructions. For all other interior timber (not floors) apply three coats of Feast Watson CLEAR VARNISH as per label directions. Colour Tinting Add up to 5% PROOFTINT to LIMING WHITE to create pastel tones. Add 50ml of PROOFTINT to a 1L can of LIMING WHITE. Apply the tinted mixture as per the above procedure.

Health And Safety

MSDS Number	3472	Using Safety Precautions	Avoid contact with skin and eyes and breathing in vapour or spray mist. Wear overalls, impervious gloves and safety glasses. Use only in well ventilated areas. If inhalation risk exists wear organic vapour/particulate respirator. This paint is flammable, so eliminate any sources of ignition. Do not smoke. Do not empty into drains. Keep containers closed when not in use.
Health Effects	<p>FIRST AID: For advice, contact a Poisons Information Centre (Phone Australia 13 11 26; New Zealand 0800 764 766) or a doctor.</p> <p>SWALLOWED: If swallowed, do NOT induce vomiting. Give a glass of water. Seek medical assistance.</p> <p>EYE: Rinse with plenty of running water. Seek medical help if irritation occurs.</p> <p>SKIN: If skin contact occurs, remove contaminated clothing and wash skin thoroughly.</p> <p>INHALED: Remove from contaminated area.</p>	Flammability	This product is flammable
Fire Suppression	Alcohol resistant foam is the preferred fire fighting medium but, if it is not available, normal protein foam can be used. Avoid breathing products of combustion.	Protective Equipment	Wear overalls, impervious gloves and safety glasses.
Storage	Keep out of reach of children.	Disposal	Do not pour leftover product down the drain. Keep unwanted product in sealed containers for disposal via special chemical waste collections. Disposal of empty containers via domestic kerbside recycling programs may differ between local authorities. Check with your local council first.
Other	FOR SPILLS: Shut off ignition sources. Wear protective equipment. Absorb with sand or soil. Collect and seal in properly labelled drums or other suitable containers.		
In the case of emergency, please call 1800 033 111			

Transport And Storage

Pack A	917 94668	Shipment Name	PAINTS
Size 4L 1L 500ml	Weight 4.5kg 1.0kg 517g		
Flash Point	>23C	UN Number	1263
Dangerous Goods Class	3	Package Group	III

Disclaimer

Dulux, Selleys and Other marks followed by ® are registered trademarks. Marks followed by the symbol of ™ are trademarks.

The data provided within the Duspec system is correct at the time of publication, however it is the responsibility of those using this information to check that it is current prior to specifying or using any of these coating/product systems.

DISCLAIMER: Any advice, recommendation, information, assistance or service provided by any of the divisions of DuluxGroup (Australia) Pty Ltd or its related entities (collectively, DuluxGroup) in relation to goods manufactured by it or their use and application is given in good faith and is believed by DuluxGroup to be appropriate and reliable. However, any advice, recommendation, information, assistance or service provided by DuluxGroup is provided without liability or responsibility PROVIDED THAT the foregoing shall not exclude, limit, restrict or modify the right entitlements and remedies conferred upon any person or the liabilities imposed upon DuluxGroup by any condition or warranty implied by Commonwealth, State or Territory Act or ordinance void or prohibiting such exclusion limitation or modification. Coating/product systems can be expected to perform as indicated on the Duspec Spec Sheet so long as applications and application procedures of the individual products are followed as recommended on the appropriate Product data Sheet. "DuluxGroup" "Dulux" "Selleys" "Berger" "Berger Gold Label" "Hadrian" "Walpamur" "Levene" "Acratex" and Other marks followed by ® are registered trademarks of DuluxGroup (Australia) Pty Ltd ABN 67 000 049 427. Marks followed by the symbol ™ are trademarks.

Please note that this document is only valid for 60 days from the date of issue.

DuluxGroup (Australia) Pty Ltd 1956 Dandenong Road, Clayton, Victoria 3168 AU ABN 67 000 049 427